

**National Catholic Educational
Association Assessment of Catechesis Religious Education**
Report on 1st Administration of the Exam - Spring Day
Summary prepared by Dr. David Coleman and Cassandra Sakamoto

During the Spring Day 2009 semester all 100 and 200 levels of Religion participated in the NCEA ACRE Assessment of Catechesis Religious Education. Each student was asked to complete a series of questions that tested their religious knowledge and personal affective dispositions. With the exception of the “Students Concerns” responses the student’s responses are broken down into the following categories:

- A = All Students
- C = Catholic Students
- N = Non Catholic Students

Part One:

The Religious Knowledge portion of the assessment was broken down into 8 Domains reflecting the United States Bishops’ categories of necessary catechetical knowledge (Table One):

- Domain 1 – God-Father, Son and Holy Spirit
- Domain 2 – Church – One, Holy, Catholic and Apostolic
- Domain 3 – Liturgy and Sacraments
- Domain 4 – Revelation, Scripture and Faith
- Domain 5 – Life in Christ – Personal Morality and Catholic Social Teaching
- Domain 6 – Church History
- Domain 7 – Prayer/Religious Practices
- Domain 8 – Catholic Faith Literacy

The Domain with the highest overall average was Domain 2 – Church – One, Holy, Catholic and Apostolic (70.7 % correct responses). Within Domain 2 the following domain questions received the highest average:

- Meaning: Church is holy (A = 98.3, C = 98.3, N = 91.9)
- Reason the Church canonized saints (A = 91.7, C = 96.5, N = 85.8)
- Baptism calls for active involvement in parish (A = 79.1, C = 83.6, N = 72.6)

The Domain with the lowest overall average was Domain 4 – Revelation, Scripture and Faith (44.2 % correct responses). Within Domain 4 the following domain questions received the lowest average:

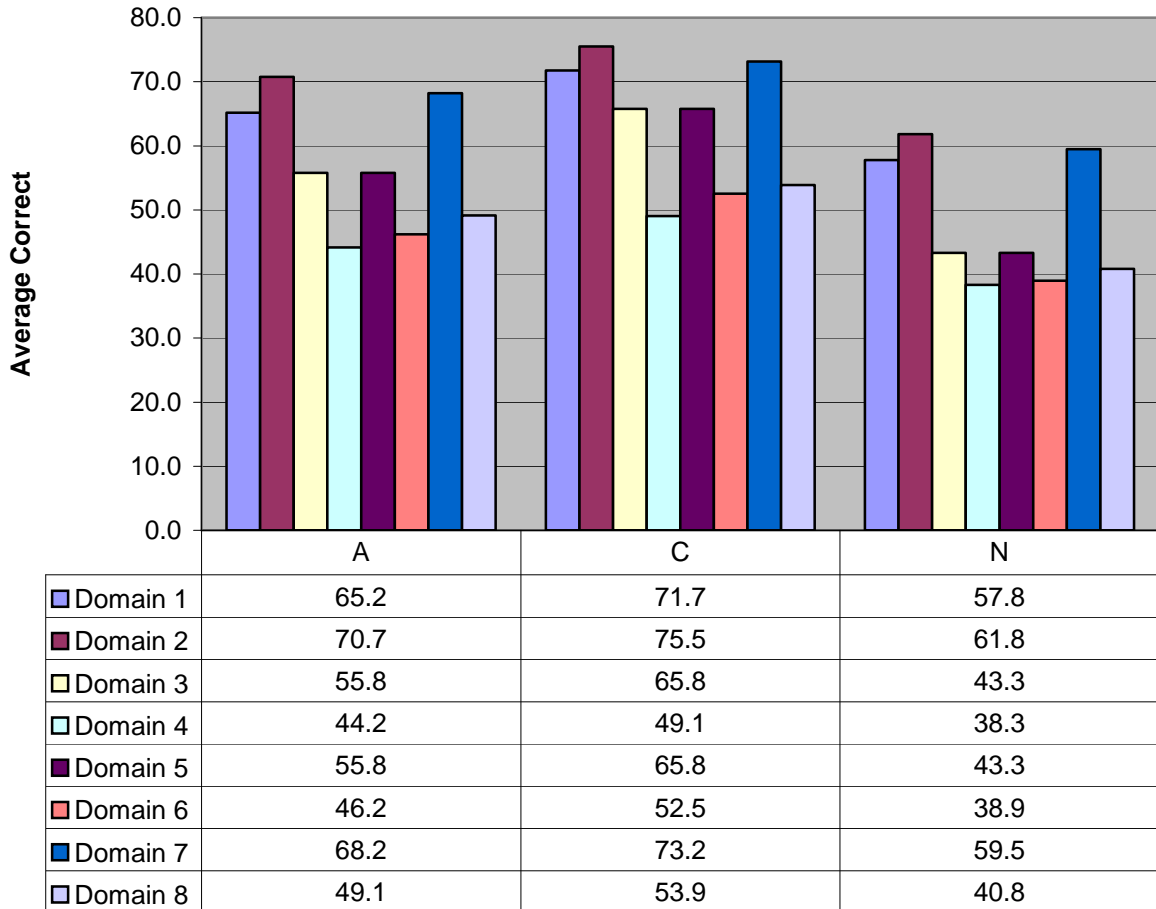
- Meaning: Bible as inspired word of God (A = 48.3, C = 51.0, N = 43.2)
- Identity St. Paul (A = 46.0, C = 45.4, N = 40.6)
- Meaning of Tradition (A = 16.0, C = 23.5, N = 4.4)

The differences noted between Catholic and Non Catholic responses are greater than 10% in all Domains.

Domains - Spring Day 2009

A = All, C = Catholics, N = Non Catholic

Table One



Part Two:

In addition to religion knowledge questions each student was asked questions regarding their personal beliefs, attitudes, practices and perceptions. Each statement was ranked from Strongly Agree to Strongly Disagree and averages are based on the preferred response.

Catholic Identity:

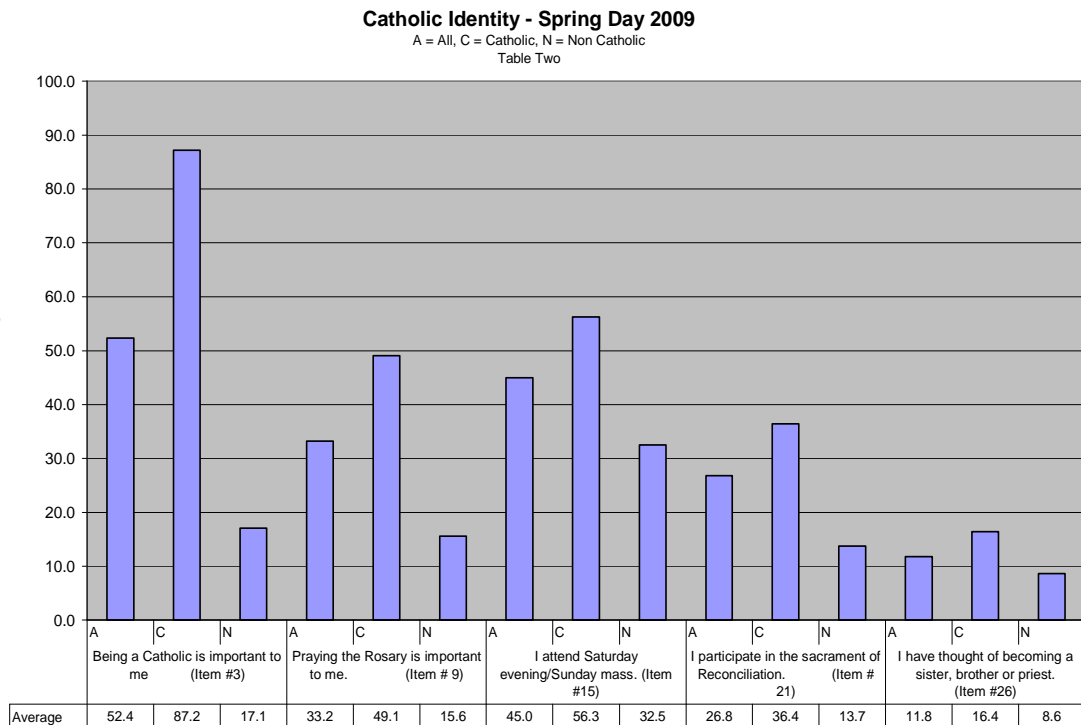
Students were asked five questions in regards to their Catholic Identity (Table Two). The statement with the highest overall average of preferred response was:

- Item 3: Being a Catholic is important to me (A = 52.4, C = 87.2, N = 17.1)
 - Preferred response – Strongly Agree/Agree

The statement with the lowest overall average of preferred response was:

- Item 26: I have thought of becoming a sister, brother or priest (A = 11.8, C = 16.4, N = 8.6)
 - Preferred response – Strongly Agree/Agree

The difference noted between Catholic and Non Catholic responses are greater than 10% in all Catholic Identity statements.



Morality:

Students were asked 8 questions concerning morality with questions about honesty, drug and alcohol consumption and marriage (Table Three).

The statement with the highest overall average of preferred responses was:

- Item 27: I take time to think about whether my actions are right or wrong (A = 89, C = 89, N = 90).
 - Preferred response – Strongly Agree/Agree

The statement with the lowest overall average of preferred responses was:

- Item 33: It is all right for a couple to live together before getting married (A = 20, C = 15, N = 21).
 - Preferred response – Strongly Disagree/Disagree

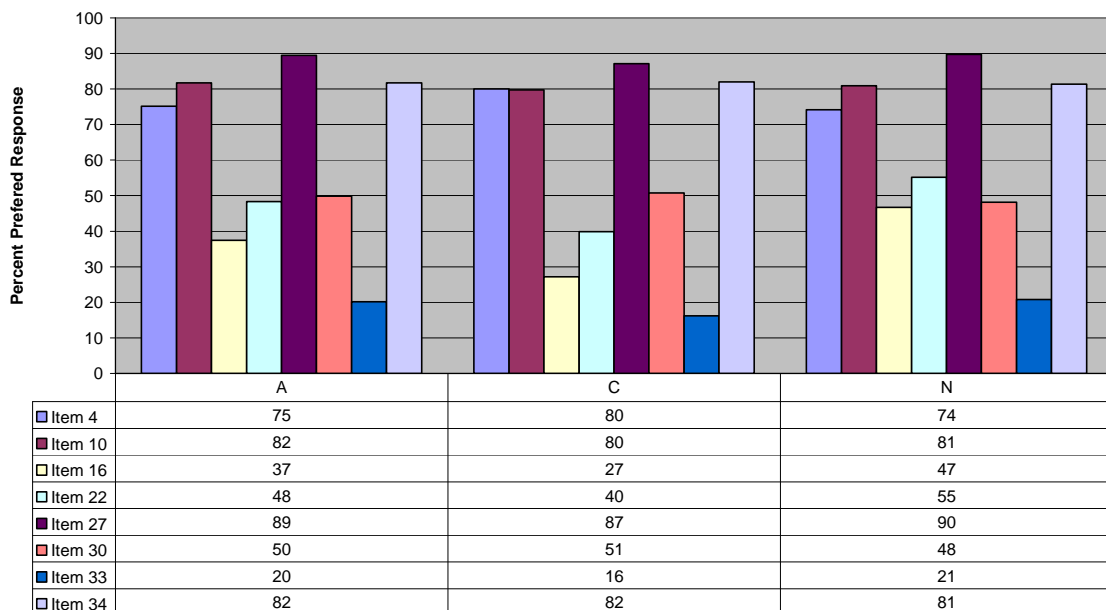
The difference noted between Catholic and Non Catholic preferred responses are prevalent in the following statements:

- Item 16: It is important to me to wait until marriage before having sexual intercourse (C = 27, N = 47)
 - Preferred response – Strongly Agree/Agree
- Item 22: It is okay for people my age to drink alcohol at a party (C = 40, N = 50)
 - Preferred response – Strongly Disagree/Disagree
- Item 33: It is all right for a couple to live together before getting married (C = 16, N = 21)
 - Preferred response – Strongly Disagree/Disagree

Morality Averages - Spring Day 2009

Percent Provided Preferred Responses
A = All, C = Catholics, N = Non Catholic

**When there are fewer than 6 students in a category, no summary is reported for that group.
Table Three



Item 4: It is OK to copy a friend's homework, if you do not have time to get yours done.

- Item 10: It is all right to try drugs.
- Item 16: It is important to me to wait until marriage before having sexual intercourse.
- Item 22: It is okay for people my age to drink alcohol at a party.
- Item 27: I take time to think about whether my actions are right or wrong.
- Item 30: I think abortion is wrong under any condition.
- Item 33: It is all right for a couple to live together before getting married.
- Item 34: I am personally responsible for making the world a better place.

Perception of School:

Students were asked 6 questions regarding their perception of our University. Questions range from how students treat one another to how influential the religious program is (Table Four).

The statement with the highest overall average of preferred responses was:

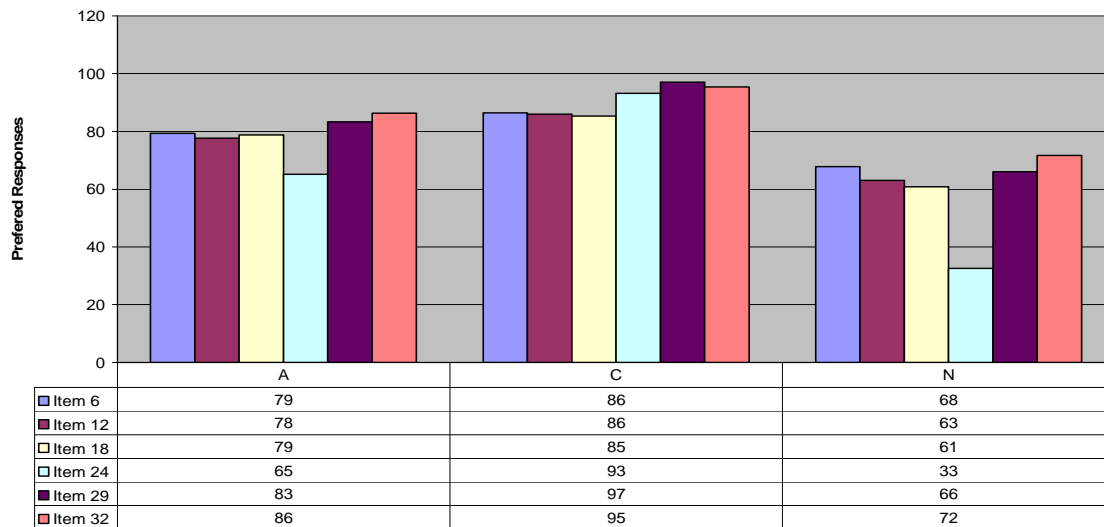
- Item 32: I am glad to be in this school/parish religion program (A = 86, C = 95, N = 72).
 - Preferred response – Strongly Agree/Agree

The statement with the lowest overall average of preferred responses was:

- Item 24: I belong to an excellent parish (A = 65, C = 93, N = 33).
 - Preferred response – Strongly Agree/Agree

The differences noted between Catholic and Non Catholic preferred responses are greater than 10% in all Perception of School responses.

Perception of School - Spring Day 2009
 Percent Provided Preferred Responses
 A = All, C = Catholics, N = Non Catholic
 **When there are fewer than 6 students in a category, no summary is reported for that group.
 Table Four



- Item 6: Student here really care about each other.
- Item 12: Our religion program encourages us to do volunteer work.
- Item 18: Some of my religion teachers have been a positive influence on how I think and live.
- Item 24: I belong to an excellent parish.
- Item 29: People in my parish care about helping others.
- Item 32: I am glad to be in this school/parish religion program.

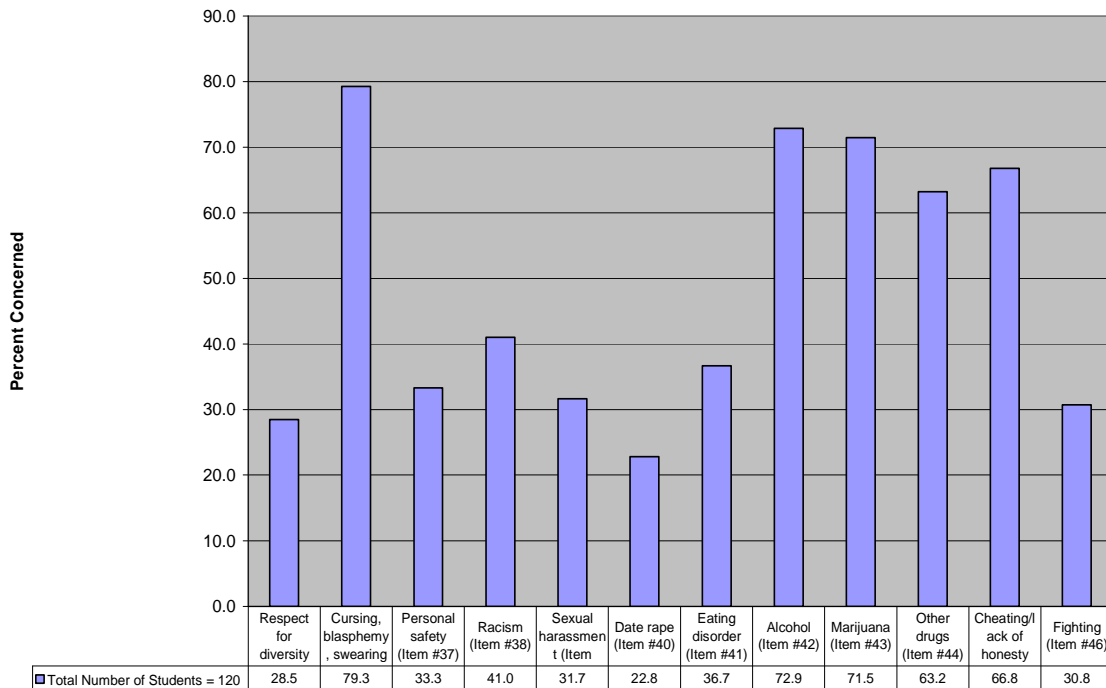
Part Three:

All students were asked to review several statements and decide if the statement was a problem within their school (Table Five). Statements included sexual harassment, personal safety and racism. The student’s responses are reported for all students. The top six concerns for our students are:

- Cursing, blasphemy, swearing (79.3)
- Alcohol (72.9)
- Marijuana (71.5)
- Cheating/lack of honesty (66.8)
- Other drugs (63.2)
- Racism (41.0)

Student Concerns - Spring Day 2009

Table Five



Conclusion:

This data was gathered from Religion students taking 100 and 200 level courses. It is our goal to administer the NCEA ACRE Assessment once again in the Fall to the 100 and 200 level Religion courses as well as the 300 level courses. We will track aggregate scores and individual students. As students take the test after their 300 level courses, we will be able to see the impact of our Religious Studies General Education curriculum on the students.