

ANNUAL REPORT

2003-2004

*A*s a university president, one of the most satisfying aspects of my work is seeing students thrive and exceed their potential as they pursue their education here.


The university experience is often one of explosive personal growth and professional development. The transformational effect can be profound, and life changing.

The University is also changing with improved facilities, new faculty and programs, each designed to better serve our students and community.

Generous gifts, grants and scholarships are integral to these transformational processes, and this has been a banner year of support. Chaminade students dramatically benefit from these gifts and new opportunities are made possible with each contribution. We strive to be excellent stewards of these funds and provide this brief report to share our financial health as a barometer of future growth.

If you would like to get more detailed information, please contact my office and we would be happy to share our audited reports.

With Aloha,

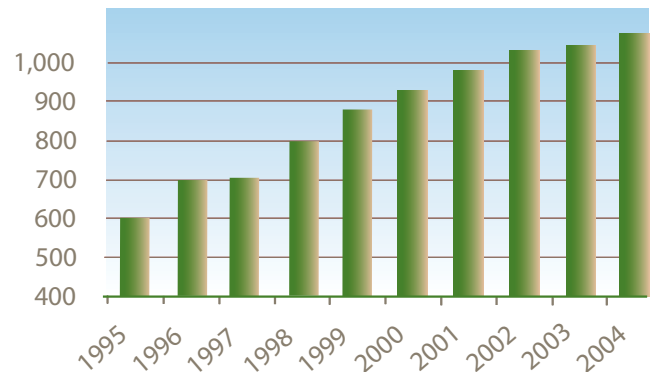


Sue Wesselkamper
President
Chaminade University
of Honolulu

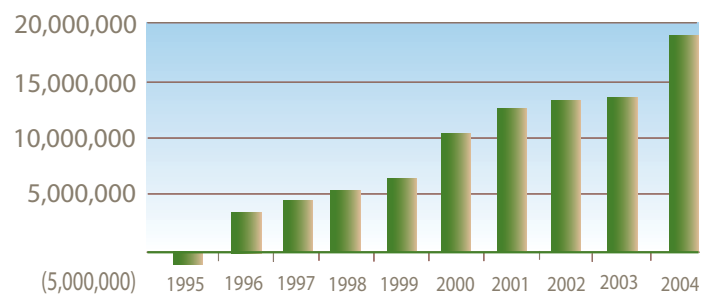
3140 Waiālae Ave.
Honolulu, HI 96816
808-735-4711
www.chaminade.edu



FALL DAY ENROLLMENT



TOTAL NET ASSETS 1995 - 2004



	UNRESTRICTED		RESTRICTED		TOTAL
			TEMPORARILY	PERMANENTLY	
1995	(2,574,181)		550,838	1,099,041	(924,302)
1996	1,704,941		388,191	1,379,881	3,473,013
1997	2,272,492		850,757	1,383,451	4,506,700
1998	2,832,843		1,067,785	1,402,738	5,303,366
1999	3,455,006		1,409,462	1,511,649	6,376,117
2000	6,737,475		1,981,292	1,663,059	10,381,826
2001	7,347,162		2,933,779	2,380,259	12,661,200
2002	6,727,694		3,067,980	3,406,764	13,202,438
2003	7,003,433		2,814,083	3,778,628	13,596,144
2004	8,789,187		6,379,693	4,017,997	19,186,877



FINANCIAL OVERVIEW

By Bro. Bernard Ploeger, SM
Executive Vice President & Provost

As reflected in this financial report, 2003-04 was a very good year for Chaminade University.



Our net assets increased \$5.6 million, primarily through the wonderful generosity of our friends. This has allowed us to continue to make major investments in our academic facilities while at the same time enhancing the beauty of campus.

This past year also saw the award of three federal grants recognizing our status as a native Hawaiian-serving institution. Taken together, they will provide more than \$3 million for the benefit of our students and community partners.

Overall enrollment at Chaminade continued to grow. Leading the way were our graduate programs in Counseling Psychology and Education, the latter growing over 30%. Our day undergraduate enrollment grew to 1045 in the fall of 2003. Because of troop deployments to the Middle East, there has been some decline in enrollment at the military bases. In response, we have attempted to increase our on-line course offerings to allow our students in the armed forces to accommodate their obligations and duty schedules at this difficult time.

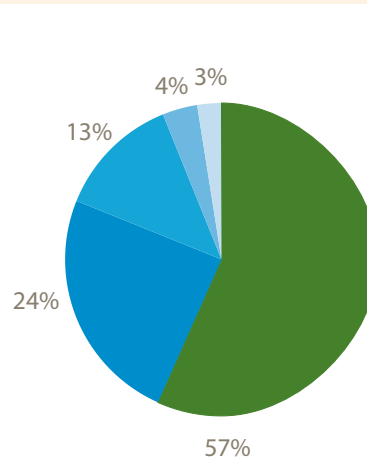
Finally, new gifts and investment gains of 14% resulted in the market value of the University's endowment closing at \$5.5 million. Again, this was a very good year for the University and one particularly pleasing since so much of our success is due to those who have joined us in a shared commitment to those the University serves.



Chaminade University of Honolulu
Celebrating 50 years of preparing students for life, service and successful careers.

THE CHAMINADE UNIVERSITY MISSION STATEMENT

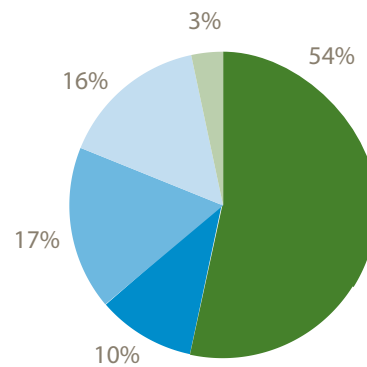
Chaminade University offers its students an education in a collaborative learning environment that prepares them for life, work and service. Guided by its Catholic, Marianist and liberal arts educational traditions, Chaminade encourages the development of moral character, personal competencies, and a commitment to build a just and peaceful society. The University offers both the civic and church communities of the Pacific region its academic and intellectual resources in the pursuit of common aims.



2003 - 2004 INCOME

- Net tuition and fees
- Private gifts & grants
- Auxiliary enterprises
- Federal grants & contracts
- Investment income & other

Net Tuition & Fees	17,665,500
Private Gifts & Grants	7,536,041
Auxiliary Enterprises	4,037,111
Federal Grants & Contracts	1,111,825
Investment Income & other	767,994
	31,118,471



2003 - 2004 EXPENDITURES

- Instructional & Academic Support
- Student Services
- Auxiliary Enterprises
- Institutional Support
- Fundraising

Instructional & Academic Support	13,699,673
Student Services	2,576,889
Auxiliary Enterprises	4,421,033
Institutional Support	3,976,718
Fundraising	853,425
	25,527,738